

Second Quarter 2018 Earnings Results

August 1, 2018



Finn, VNS Therapy Patient

Safe Harbor

Certain statements in this presentation, other than purely historical information, are “forward-looking statements” within the meaning of the Private Securities Litigation Reform Act of 1995, Section 27A of the Securities Act of 1933 and Section 21E of the Securities Exchange Act of 1934, as amended. These statements include, but are not limited to, LivaNova’s plans, objectives, strategies, financial performance and outlook, trends, the amount and timing of future cash distributions, prospects or future events, and involve known and unknown risks that are difficult to predict. As a result, our actual financial results, performance, achievements or prospects may differ materially from those expressed or implied by these forward-looking statements. In some cases, you can identify forward-looking statements by the use of words such as “may,” “could,” “seek,” “guidance,” “predict,” “potential,” “likely,” “believe,” “will,” “should,” “expect,” “anticipate,” “estimate,” “plan,” “intend,” “forecast,” “foresee,” or variations of these terms and similar expressions, or the negative of these terms or similar expressions. Such forward-looking statements are necessarily based on estimates and assumptions that, while considered reasonable by LivaNova and its management based on their knowledge and understanding of the business and industry, are inherently uncertain. These statements are not guarantees of future performance, and stockholders should not place undue reliance on forward-looking statements. There are a number of risks, uncertainties and other important factors, many of which are beyond our control, that could cause our actual results to differ materially from the forward-looking statements contained in this presentation, including those described in the “Risk Factors” section of Annual Reports on Form 10-K, Quarterly Reports on Form 10-Q, Current Reports on Form 8-K and other documents filed from time to time with the United States Securities and Exchange Commission by LivaNova. All information in this presentation is as of the date of its release. The Company does not undertake or assume any obligation to update publicly any of the forward-looking statements in this presentation to reflect actual results, new information or future events, changes in assumptions or changes in other factors affecting forward-looking statements, except to the extent required by applicable law. If we update one or more forward-looking statements, no inference should be drawn that we will make additional updates with respect to those or other forward-looking statements. We caution you not to place undue reliance on any forward-looking statements, which are made only as of the date of this presentation.

Intellectual Property

This report may contain references to our proprietary intellectual property, including among others:

Trademarks for our Neuromodulation systems, the VNS Therapy® System, the VITARIA® System and our proprietary pulse generator products: Model 102 (Pulse®), Model 102R (Pulse Duo®), Model 103 (Demipulse®), Model 104 (Demipulse Duo®), Model 105 (AspireHC®), Model 106 (AspireSR®) and Model 1000 (SenTiva®).

Trademarks for our Cardiopulmonary products and systems: S5® heart-lung machine, S3® heart-lung machine, Inspire®™, Heartlink®™, XTRA® Autotransfusion System, 3T Heater-Cooler® and Connect™.

Trademarks for our line of surgical tissue and mechanical heart valve replacements and repair products: Mitroflow™, Crown PRT™, Solo Smart™, Perceval®, Top Hat™, Reduced Series Aortic Valves™, Carbomedics Carbo-Seal™, Carbo-Seal Valsalva™, Carbomedics Standard™, Orbis™ and Optiform™, and Mitral valve repair products: Memo 3D™, Memo 3D ReChord™, AnnuloFlo™ and AnnuloFlex™.

These trademarks and tradenames are the property of LivaNova or the property of our consolidated subsidiaries and are protected under applicable intellectual property laws. Solely for convenience, our trademarks and tradenames referred to in this presentation may appear without the ® or ™ symbols, but such references are not intended to indicate in any way that we will not assert, to the fullest extent under applicable law, our rights to these trademarks and tradenames.

Agenda

2Q18 Highlights

Financial Results

Guidance

Summary

2Q18 Highlights

2Q18 Highlights

Delivering on 2018 commitments

► **Neuromodulation:**

- On May 30, we issued a statement in regard to the U.S. CMS* publication of a tracking sheet to reconsider its National Coverage Determination for our VNS Therapy System for TRD
- We saw strong global demand for VNS Therapy and increasing implant mix for SenTiva

► **Cardiac Surgery:**

- First operating quarter that included TandemLife as part of the Cardiac Surgery franchise
- On April 26, we announced that the Inspire innovative adult oxygenator system treated its one-millionth patient
- On June 11, we announced that our Perceval sutureless aortic heart valve was approved by Japan's Ministry of Health, Labour and Welfare to treat aortic valve disease
- On June 14, we announced that we received FDA clearance for our MEMO 4D semi-rigid mitral annuloplasty ring and completed our first implant of the device

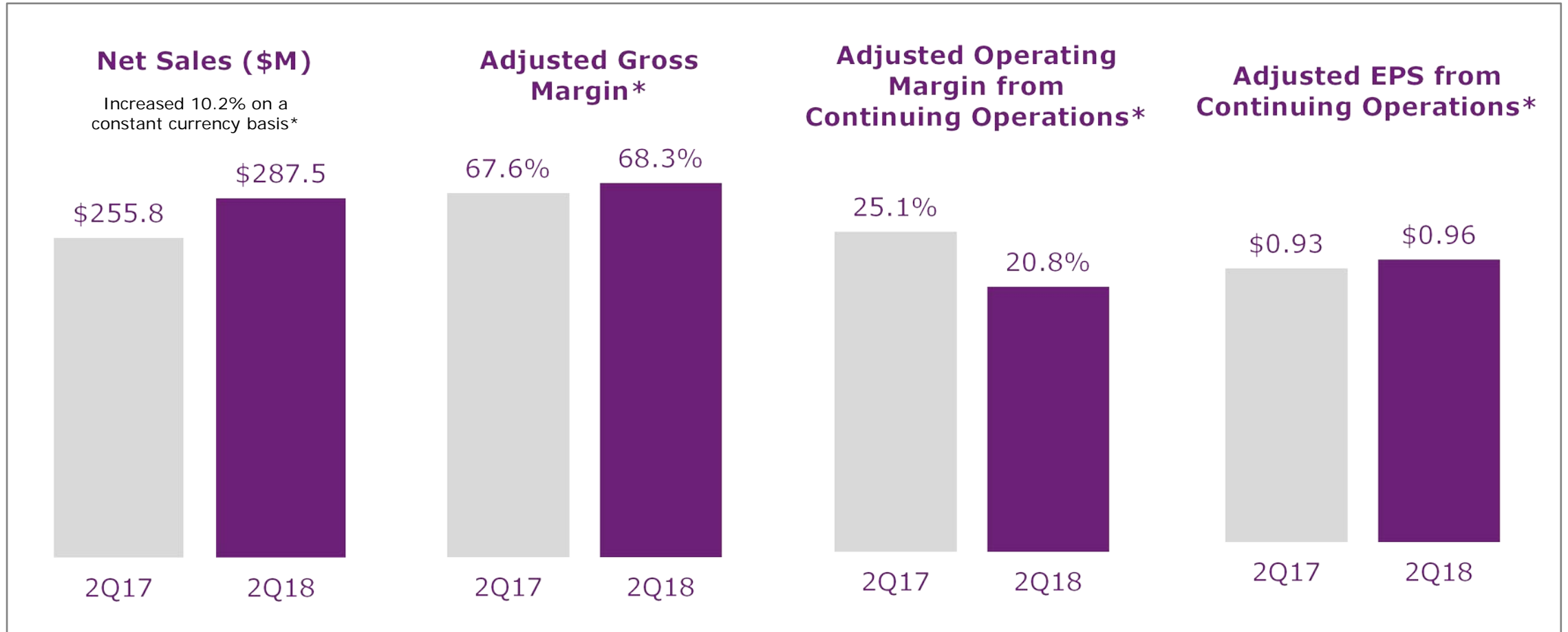
► **Board of Directors:**

- On June 13, we announced William Kozy was elected to our Board of Directors, formerly with Becton, Dickinson and Company

Financial Results

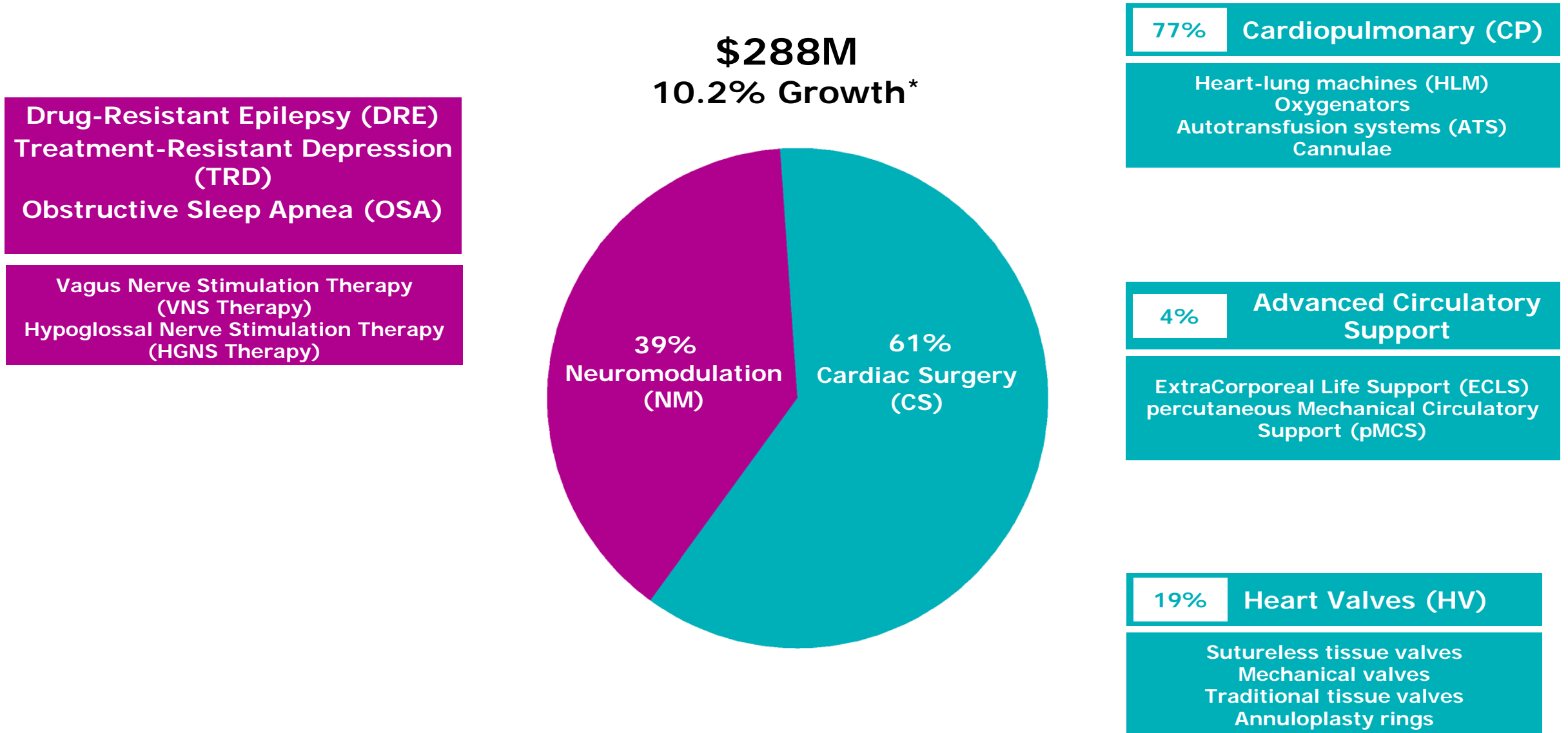
2Q18 At a Glance:

Solid sales and earnings growth



* Net sales, gross margin, operating margin and diluted EPS are adjusted non-GAAP measures. Non-GAAP measures are reconciled to U.S. GAAP measures in the appendix.

Second Quarter 2018 Net Sales



Numbers may not add up precisely due to rounding.

* Percent change performance is shown on a year-over-year constant currency basis, which is a non-GAAP measure. Constant currency eliminates the effects of foreign currency fluctuations.

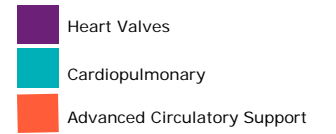
2Q18 Cardiac Surgery Sales

Drivers/Impacts

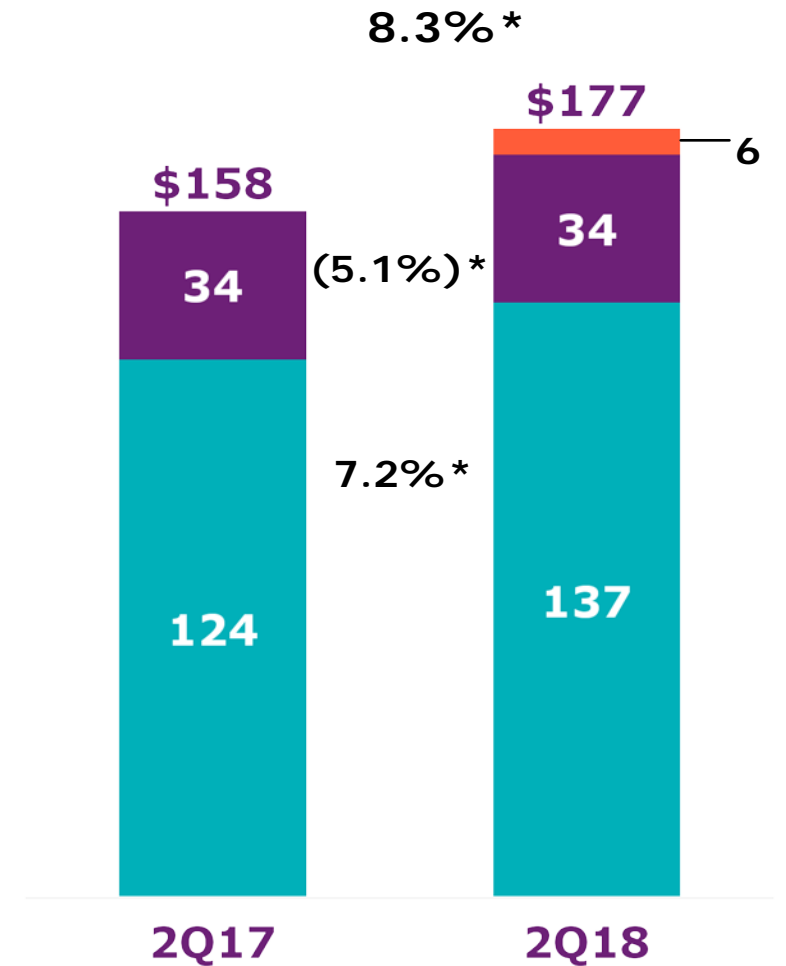
+ Double-digit growth in heart-lung machines driven by the United States and Rest of World

+ Perceval growth exceeded 20% in all regions

+ TandemLife off to a solid start with ~20% growth in the quarter year over year



Net Sales (\$M)



Numbers may not add up precisely due to rounding.

* Percent change performance is shown on a year-over-year constant currency basis, which is a non-GAAP measure. Constant currency eliminates the effects of foreign currency fluctuations.

2Q18 Neuromodulation Sales

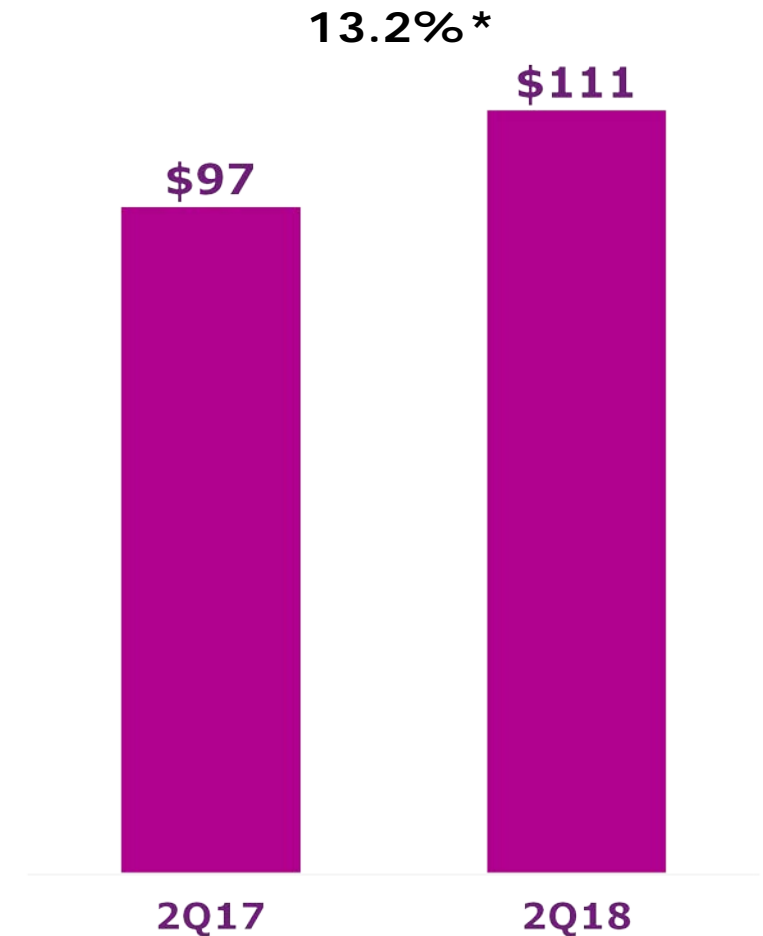
Drivers/Impacts

+ Continue to see strong demand for our SenTiva VNS Therapy System in the United States and now Europe

+ Rest of World grew in excess of 50%

+ Favorable reimbursement decisions in five additional countries

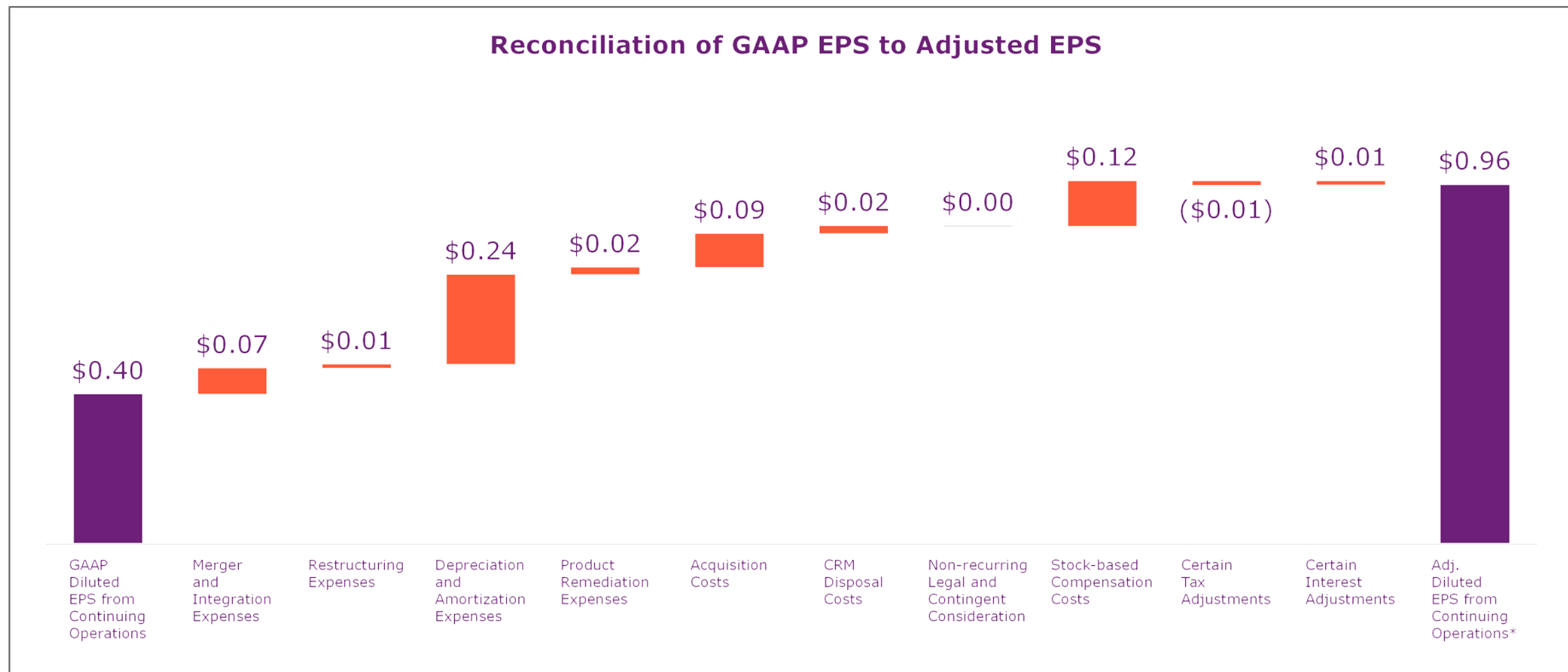
Net Sales (\$M)



Key Adjusted Financial Results from Continuing Operations*

	2Q18	2Q17
Gross profit	\$197M <i>68% of sales</i>	\$173M <i>68% of sales</i>
SG&A	\$104M <i>36% of sales</i>	\$86M <i>34% of sales</i>
R&D	\$33M <i>11% of sales</i>	\$23M <i>9% of sales</i>
Operating income	\$60M <i>21% of sales</i>	\$64M <i>25% of sales</i>
Net income	\$48M <i>17% of sales</i>	\$45M <i>18% of sales</i>

2Q18 Adjusted EPS from Continuing Operations*



* Adjusted diluted EPS is a non-GAAP measure. Non-GAAP measures are reconciled to GAAP measures in the appendix.

Reaffirming 2018 Guidance from Continuing Operations

	Guidance as of August 1, 2018
Worldwide net sales growth ⁽¹⁾	6% - 8%
Gross margin ⁽¹⁾	66% - 68%
R&D ⁽¹⁾	11% - 13%
SG&A ⁽¹⁾	34% - 36%
Operating margin ⁽¹⁾	19% - 21%
Effective tax rate	18% - 20%
Diluted EPS ⁽¹⁾ ⁽²⁾	\$3.50 - \$3.70
Cash flow from operations ⁽³⁾	\$180M - \$200M

1. Net sales are on a constant currency basis. All financial measures are non-GAAP measures. Non-GAAP measures are reconciled to GAAP measures in the appendix.

2. Diluted EPS assumes a share count of approximately 49 million.

3. Excludes integration, restructuring and product remediation payments.

Accelerating Growth While Investing in Our Future

FINANCIAL GROWTH

- Sales growth exceeded the upper end of our guidance and earnings grew against a strong year-over-year comparison
- Improving the gross margin through pricing discipline and product mix

STRATEGIC GROWTH

- Initiating direct-to-consumer investments in VNS Therapy for epilepsy
- Investing in commercial infrastructure for Rest of World region
- Funding trials for our growth drivers and strategic portfolio initiatives, including TMVR, Treatment-Resistant Depression, Obstructive Sleep Apnea and Heart Failure

PORTFOLIO GROWTH

- Integrating TandemLife into our Cardiac Surgery portfolio and accelerating commercial investment

GAAP to Non-GAAP Reconciliations- *Unaudited*

RECONCILIATION OF GAAP TO NON-GAAP FINANCIAL MEASURES - UNAUDITED

(U.S. dollars in millions, except per share amounts)

Three Months Ended June 30, 2018	GAAP Financial Measures	Specified Items										Adjusted Financial Measures
		Merger and Integration Expenses (A)	Restructuring Expenses (B)	Depreciation and Amortization Expenses (C)	Product Remediation Expenses (D)	Acquisition Costs (E)	CRM Disposal Costs (F)	Non-recurring Legal and Contingent Consideration (G)	Stock-based Compensation Costs (H)	Certain Tax Adjustments (I)	Certain Interest Adjustments (J)	
Net sales	\$287.5											\$287.5
Cost of sales	92.0			(4.9)		(0.1)		4.2	(0.2)			91.0
Product remediation	1.5				(1.5)							—
Gross profit	194.0			4.9	1.5	0.1		(4.2)	0.2			196.5
Operating expenses:												
Selling, general and administrative	123.4			(0.1)		(3.4)	(1.2)	(8.6)	(6.0)			104.1
Research and development	34.2			(0.1)		(2.4)		2.1	(1.3)			32.5
Merger and integration expenses	4.4	(4.4)										—
Restructuring expenses	0.5		(0.5)									—
Amortization of intangibles	9.8			(9.8)								—
Total operating expenses	172.4	(4.4)	(0.5)	(10.0)		(5.8)	(1.2)	(6.5)	(7.3)			136.6
Operating income from continuing operations	21.6	4.4	0.5	14.9	1.5	5.9	1.2	2.3	7.5			59.9
Interest income	0.2											0.2
Interest expense	(3.0)										0.8	(2.2)
Foreign exchange and other losses	(0.1)											(0.1)
Income from continuing operations before tax	18.8	4.4	0.5	14.9	1.5	5.9	1.2	2.3	7.5		0.8	57.8
Income tax (benefit) expense	(1.0)	1.1	0.1	3.3	0.4	1.4	0.4	2.6	1.5	0.4	0.2	10.1
Losses from equity method investments	(0.3)											(0.3)
Net income from continuing operations	\$19.5	\$3.3	\$0.4	\$11.6	\$1.2	\$4.5	\$0.9	(\$0.2)	\$6.0	(\$0.4)	\$0.6	\$47.5
Diluted EPS - Continuing Operations	\$0.40	\$0.07	\$0.01	\$0.24	\$0.02	\$0.09	\$0.02	\$0.00	\$0.12	(\$0.01)	\$0.01	\$0.96

GAAP results for the three months ended June 30, 2018 include:

- (A) Merger and integration expenses related to our legacy companies
- (B) Restructuring expenses related to organizational changes
- (C) Includes depreciation and amortization associated with purchase price accounting
- (D) Costs related to the 3T Heater-Cooler remediation plan
- (E) Costs related to acquisitions
- (F) Corporate costs incurred to divest of the CRM business not attributable to discontinued operations
- (G) Contingent consideration related to acquisitions and legal expenses primarily related to 3T Heater-Cooler defense and other matters
- (H) Non-cash expenses associated with stock-based compensation costs
- (I) Primarily relates to discrete tax items and the tax impact of intercompany transactions
- (J) Primarily relates to intellectual property migration and other non-recurring impacts to interest expense

GAAP to Non-GAAP Reconciliations- *Unaudited*

RECONCILIATION OF GAAP TO NON-GAAP FINANCIAL MEASURES - UNAUDITED

(U.S. dollars in millions, except per share amounts)

Three Months Ended June 30, 2017	GAAP Financial Measures	Specified Items										Adjusted Financial Measures
		Merger and Integration Expenses (A)	Restructuring Expenses (B)	Depreciation and Amortization Expenses (C)	Product Remediation Expenses (D)	Acquisition Costs (E)	Impairment (F)	Non-recurring Legal and Contingent Consideration (G)	Stock-based Compensation Costs (H)	Certain Tax Adjustments (I)	Certain Interest Adjustments (J)	
Net sales	\$255.8											\$255.8
Cost of sales	84.0			(0.9)		(0.2)			(0.1)			82.8
Product remediation	1.7				(1.7)							—
Gross profit	170.1			0.9	1.7	0.2			0.1			173.0
Operating expenses:												
Selling, general and administrative	94.3			(0.2)				(3.9)	(4.1)			86.0
Research and development	33.8					(10.9)			(0.3)			22.7
Merger and integration expenses	3.5	(2.5)				(1.0)						—
Restructuring expenses	2.6		(2.6)									—
Amortization of intangibles	8.1			(8.1)								—
Total operating expenses	142.3	(2.5)	(2.6)	(8.4)		(11.8)		(3.9)	(4.4)			108.7
Operating income from continuing operations	27.8	2.5	2.6	9.3	1.7	12.1		3.9	4.5			64.3
Interest income	0.3											0.3
Interest expense	(1.6)										0.2	(1.4)
Gain on acquisition of Caisson Interventional, LLC	39.4					(39.4)						—
Foreign exchange and other (losses) gains	(2.8)											(2.8)
Income from continuing operations before tax	63.0	2.5	2.6	9.3	1.7	(27.4)		3.9	4.5		0.2	60.4
Income tax expense	3.3	0.6	0.9	2.7	0.5	2.7		1.2	0.9	1.1	0.6	14.5
Losses from equity method investments	(14.1)						13.0					(1.1)
Net income from continuing operations	\$45.7	\$2.0	\$1.7	\$6.7	\$1.2	(\$30.1)	\$13.0	\$2.7	\$3.6	(\$1.1)	(\$0.4)	\$44.8
Diluted EPS - Continuing Operations	\$0.95	\$0.04	\$0.04	\$0.14	\$0.02	(\$0.62)	\$0.27	\$0.06	\$0.07	(\$0.03)	(\$0.01)	\$0.93

GAAP results for the three months ended June 30, 2017 include:

- (A) Merger and integration expenses related to our legacy companies
- (B) Restructuring expenses related to organizational changes
- (C) Includes depreciation and amortization associated with purchase price accounting
- (D) Costs related to the 3T Heater-Cooler remediation plan
- (E) Caisson-related acquisition costs and gain on acquisition
- (F) Impairment of an equity-method investment, Highlife
- (G) Contingent consideration related to acquisitions, legal expenses primarily related to 3T Heater-Cooler defense and other matters
- (H) Non-cash expenses associated with stock-based compensation costs
- (I) Primarily relates to discrete tax items and the tax impact of intercompany transactions
- (J) Primarily relates to intellectual property migration and other non-recurring impacts to interest expense


GAAP to Non-GAAP Reconciliations

The preceding tables reconcile the most comparable U.S. Generally Accepted Accounting Principles (GAAP) measures to the non-GAAP financial and operating measures presented in LivaNova's second-quarter 2018 press release and during the conference call held in conjunction with the announcement of second-quarter 2018 results.

LivaNova uses various non-GAAP financial measures including, among others, net sales on a constant currency basis, adjusted gross profit, adjusted operating margin, adjusted net income and adjusted diluted earnings per share. These non-GAAP measures adjust for certain specified items that are described in the press release and attached schedules. LivaNova's management believes that these non-GAAP financial measures facilitate a more complete analysis and greater transparency into LivaNova's ongoing results of operations, particularly in comparing underlying results from period to period. Management uses these non-GAAP financial measures internally in financial planning to monitor business franchise performance and in evaluating management performance. All non-GAAP financial measures are intended to supplement the applicable GAAP measures and should not be considered in isolation from, or a replacement for, financial measures prepared in accordance with GAAP.

LivaNova

Health innovation that matters



www.livanova.com